

# Stratoflex

*Indi-Lok, Quick  
Connect Valved Couplings  
for the Aerospace Industry*

*Catalog 106-INDI  
August 1999*



*The World Standard*

## **WARNING**

FAILURE OR IMPROPER SELECTION OR IMPROPER USE OF THE PRODUCTS AND/OR SYSTEMS DESCRIBED HEREIN OR RELATED ITEMS CAN CAUSE DEATH, PERSONAL INJURY AND PROPERTY DAMAGE.

Before selecting or using any Parker hose or fittings or related accessories, it is important that you read and follow Parker Safety Guide for Selecting and Using Hoses, Fittings, and Related Accessories (Parker Publication No. 4400-B.1)

This document and other information from Parker Hannifin Corporation, its subsidiaries and authorized distributors, provide product and/or system options for further investigation by users having technical expertise. It is important that you analyze all aspects of your application and review the information concerning the product or system in the current product catalog. Due to the variety of operating conditions and applications for these products or systems, the user, through its own analysis and testing, is solely responsible for making the final selection of the products and systems and assuring that all performance, safety and warning requirements of the application are met.

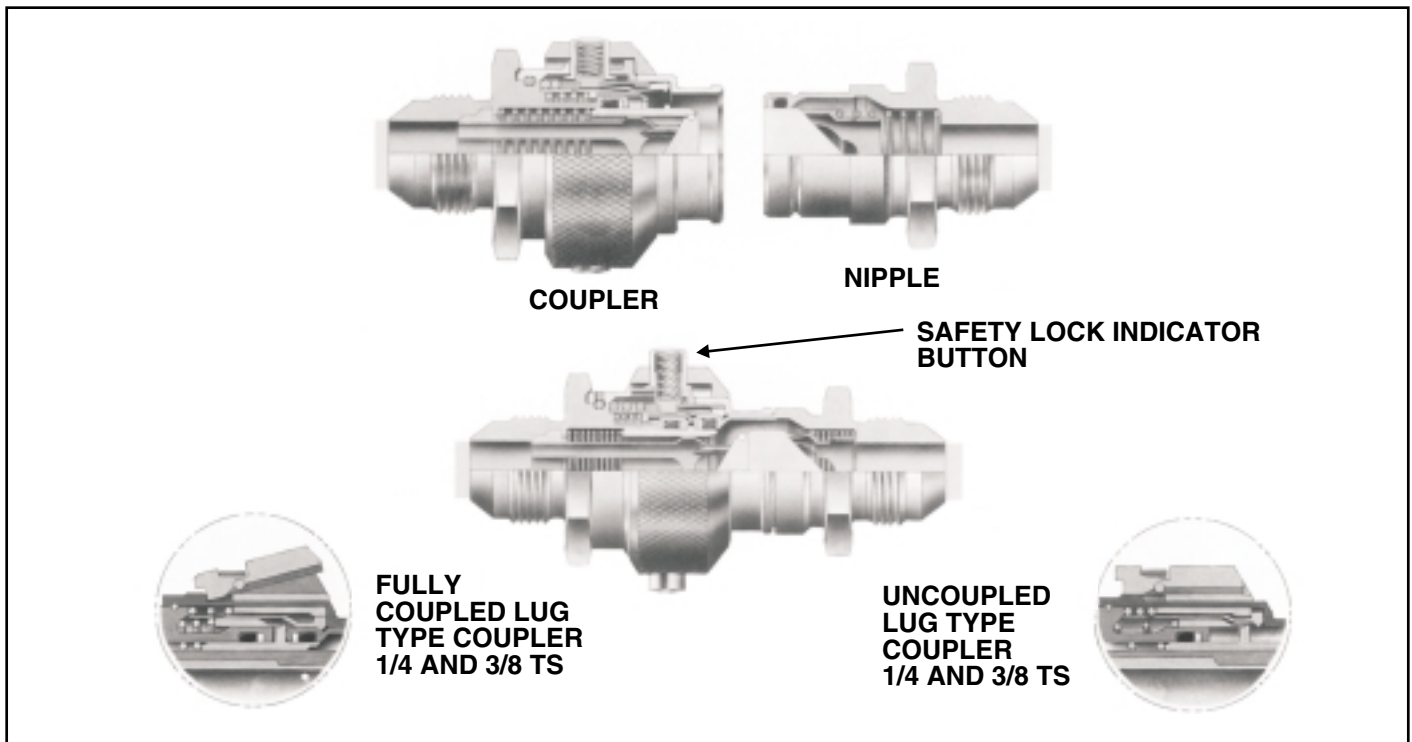
The products described herein, including without limitation, product features, specifications, designs, availability and pricing, are subject to change by Parker Hannifin Corporation and its subsidiaries at any time without notice.

## **Offer of Sale**

The items described in this document are hereby offered for sale by Parker Hannifin Corporation, its subsidiaries or its authorized distributors. This offer and its acceptance are governed by the provisions in the "Offer of Sale".

© 1991-1999 Parker Hannifin Corporation

# Stratoflex Indi-Lok Couplings



## APPLICATIONS:

Indi-lok couplings provide quick connect/disconnect capability with self-sealing action and superior performance during operation and maintenance of fluid systems. They are compatible with all standard and many exotic fluids currently used in today's high technology aerospace, ground and undersea systems. Indi-lok couplings are available in a wide variety of temperature and pressure ranges and are recommended where limited access requires visual and/or touch indication and assurance of a fully coupled and safety locked position. For compatible mating flex hose applications, refer to Stratoflex catalog 106.

## TECHNICAL DATA:

Meets or exceeds applicable requirements of SAE AS1709 and MIL-C-25427.

**Operating Pressure Range:** Vacuum to 4000 psi.

**Material:** Titanium, stainless steel, aluminum and other materials.

**Seals:** Dependent upon fluid requirement compatibility.

**Fitting Ends:** Wide selection from which to choose.

**Hose Applications:** See Stratoflex catalog 106.

*Note: Modified or custom designs are available for special applications. See Stratoflex drawing #1000-150 for options and part number definition.*

## OPERATION:

Simple, fast and reliable.

**To Couple:** Push coupling halves together; the knurled sleeve moves forward and button (lug) indicators pop-up when coupling halves are fully connected and safety locked.

**To Uncouple:** Depress button (lug) indicators to release safety lock; hold buttons down and pull straight back on knurled sleeve and coupling halves will separate and seal.

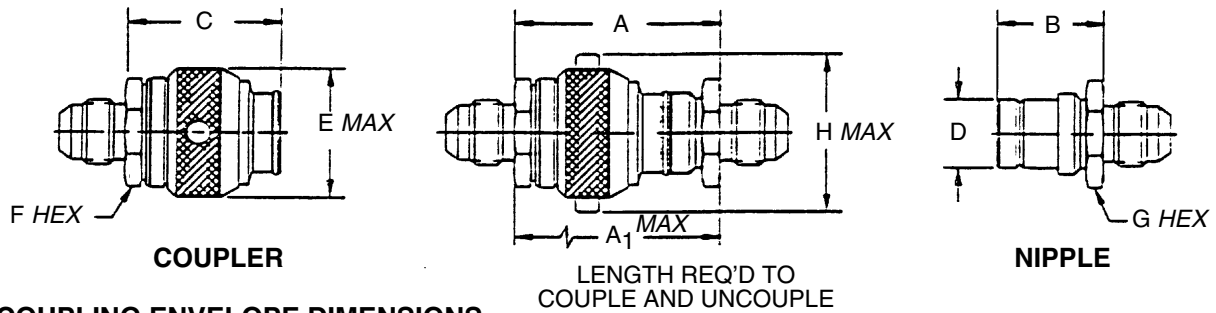


## ACCESSORIES:

- Protective dust closures
- Redundant seal pressure caps
- Thermal relief caps
- Keyed indexing

# Stratoflex Indi-Lok Couplings

## STAINLESS STEEL COUPLINGS



**TABLE OF COUPLING ENVELOPE DIMENSIONS**

Tube Size (Inches)	Nipple Basic Number	Coupler Basic Number	Dimensions in Inches (Millimeters)								Tolerance: .xx = ±.03 inch	
			A	A <sub>1</sub>	B	C	D	E	F	G	H	
1/4*	5104	15404	1.55 (39.4)	2.07 (52.6)	0.84 (21.3)	1.20 (30.4)	0.44 (11.2)	1.00 (25.4)	0.688 (17.5)	0.688 (17.5)	1.25 (31.8)	
3/8*	5106	15406	1.75 (44.5)	2.31 (58.7)	0.95 (24.1)	1.33 (33.8)	0.60 (15.2)	1.25 (31.8)	.875 (22.2)	0.812 (20.6)	1.50 (38.1)	
1/2	5108	15408	2.00 (50.8)	2.62 (66.5)	1.10 (27.9)	1.46 (37.0)	0.75 (19.1)	1.46 (37.1)	1.125 (28.6)	1.000 (25.4)	1.74 (44.2)	
5/8	5110	15410	2.28 (57.9)	2.96 (75.2)	1.20 (30.5)	1.70 (43.2)	0.88 (22.4)	1.60 (40.6)	1.125 (28.6)	1.125 (28.6)	1.88 (47.8)	
3/4	5112	15412	2.60 (66.0)	3.31 (84.1)	1.40 (35.6)	1.85 (42.0)	1.06 (26.9)	1.78 (45.2)	1.375 (34.9)	1.275 (34.9)	2.06 (52.3)	
1	5116	15416	3.00 (76.2)	3.81 (96.8)	1.75 (44.5)	1.99 (50.5)	1.44 (36.6)	2.16 (54.9)	1.625 (41.3)	1.625 (41.3)	2.44 (61.9)	
1-1/4	5120	15420	3.15 (80.0)	4.06 (103.1)	1.75 (44.5)	2.25 (57.2)	1.75 (44.5)	2.40 (60.9)	1.875 (47.6)	1.875 (47.6)	2.68 (68.1)	
1-1/2	5124	15424	3.53 (89.7)	4.46 (113.3)	2.00 (50.8)	2.40 (61.0)	2.10 (53.3)	2.64 (67.1)	2.125 (54.0)	2.125 (54.0)	2.92 (74.2)	

\* Note: On 1/4 and 3/8 tube size couplers, H Max dimension is measured over lug indicators.

**TABLE OF COUPLING OPERATING CHARACTERISTICS**

Tube Size (Inches)	Nipple Basic Number	Coupler Basic Number	Operating Pressure	Max. Pressure During Coupling	Flow Rated GPM (lpm)	Max. Fluid Loss CC	Max. Air Inclusion CC	CRES Nipple Weight LBS (gms)	CRES Coupler Weight LBS (gms)
			PSI (Kgms/cm <sup>2</sup> )						
1/4*	5104	15404	4000 (281)	400 (28)	1.20 (4.5)	.002	.005	0.05 (22.7)	0.11 (50)
3/8*	5106	15406	4000 (281)	200 (14)	3.50 (13.2)	.003	.005	0.08 (36.3)	0.19 (86)
1/2	5108	15408	4000 (281)	120 (8.4)	6.00 (22.7)	.004	.006	0.14 (64)	0.27 (123)
5/8	5110	15410	4000 (281)	100 (7)	10.50 (39.7)	.004	.008	0.22 (100)	0.36 (163)
3/4	5112	15412	4000 (281)	60 (4)	16.00 (60.5)	.004	.008	0.34 (154)	0.50 (227)
1	5116	15416	4000 (281)	30 (2)	29.00 (109.7)	.008	.01	0.49 (222)	0.85 (386)
1-1/4	5120	15420	3000 (211)	20 (1.4)	45.00 (170.3)	.008	.04	0.70 (317)	1.18 (535)
1-1/2	5124	15424	1000 (72)	15 (1.1)	70.00 (264.9)	.008	.07	0.91 (413)	1.49 (676)

Note: 1. Weights are provided for couplings with SAE standard AS4395 end fittings of equivalent tube size. 2. Use Stratoflex drawing 1000-15 to specify complete part number.

# Stratoflex Indi-Lok Couplings

## ALUMINUM COUPLINGS

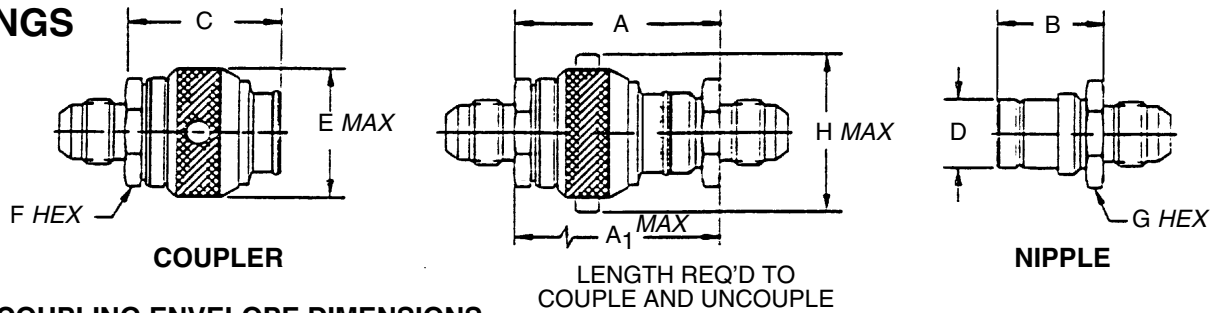


TABLE OF COUPLING ENVELOPE DIMENSIONS

Tube Size (Inches)	Nipple Basic Number	Coupler Basic Number	Dimensions in Inches (Millimeters)								Tolerance: .xx = ±.03 inch
			A	A <sub>1</sub>	B	C	D	E	F	G	
1/4*	4304	14404	1.74 (44.2)	2.28 (57.9)	0.98 (24.9)	1.25 (31.8)	0.44 (11.2)	1.00 (25.4)	0.688 (17.5)	0.688 (17.5)	1.25 (31.8)
	4306	14406	1.97 (50.0)	2.54 (64.5)	1.09 (27.7)	1.40 (35.6)	0.60 (15.2)	1.25 (31.8)	0.875 (22.2)	0.812 (20.6)	1.50 (38.1)
1/2	4308	14408	2.17 (55.1)	2.79 (70.9)	1.18 (30.0)	1.55 (39.4)	0.75 (19.1)	1.46 (37.1)	1.000 (25.4)	1.000 (25.4)	1.74 (44.2)
	4310	14410	2.28 (57.9)	2.96 (75.2)	1.20 (30.5)	1.70 (43.2)	0.88 (22.4)	1.60 (40.6)	1.125 (28.6)	1.125 (28.6)	1.88 (47.8)
5/8	4312	14412	2.60 (66.0)	3.31 (84.1)	1.40 (35.6)	1.85 (47.0)	1.06 (26.9)	1.78 (45.2)	1.375 (34.9)	1.375 (34.9)	2.06 (52.3)
	4316	14416	3.00 (76.2)	3.81 (96.8)	1.75 (44.5)	2.00 (50.5)	1.44 (36.6)	2.16 (54.9)	1.625 (41.3)	1.625 (41.3)	2.44 (61.9)
3/4	4320	14420	3.15 (80.0)	4.06 (103.1)	1.75 (44.5)	2.25 (57.2)	1.75 (44.5)	2.40 (60.9)	1.875 (47.6)	1.875 (47.6)	2.68 (68.1)
	4324	14424	3.53 (89.7)	4.46 (113.3)	2.00 (50.8)	2.40 (61.0)	2.10 (53.3)	2.64 (67.1)	2.125 (54.0)	2.125 (54.0)	2.92 (74.2)

\* Note: On 1/4 and 3/8 tube size couplers, H Max dimension is measured over lug indicators.

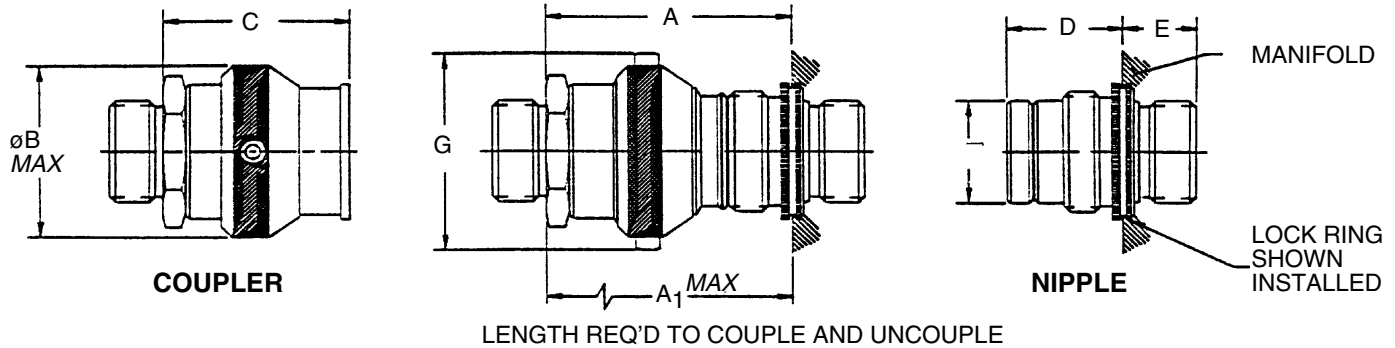
TABLE OF COUPLING OPERATING CHARACTERISTICS

Tube Size (Inches)	Nipple Basic Number	Coupler Basic Number	Operating Pressure	Max. Pressure During Coupling	Flow Rated GPM (lpm)	Max. Fluid Loss CC	Max. Air Inclusion CC	Aluminum Nipple Weight LBS (gms)	Aluminum Coupler Weight LBS (gms)
			PSI (Kgms/cm <sup>2</sup> )						
1/4	4304	14404	1500 (105)	400 (28)	1.20 (4.5)	.002	.005	0.03 (13.6)	0.07 (31.8)
	4306	14406	1500 (105)	200 (14)	3.50 (13.2)	.003	.005	0.04 (18.1)	0.13 (59.0)
1/2	4308	14408	1500 (105)	120 (8.4)	6.00 (22.7)	.004	.006	0.07 (31.8)	0.18 (81.6)
	4310	14410	1500 (105)	100 (7)	10.50 (39.7)	.004	.008	0.10 (45.4)	0.24 (108.9)
3/4	4312	14412	1000 (70)	60 (4)	16.00 (60.5)	.004	.008	0.15 (68.0)	0.33 (149.7)
	4316	14416	1000 (70)	30 (2)	29.00 (109.7)	.008	.01	0.21 (95.3)	0.49 (222.3)
1-1/4	4320	14420	600 (42)	20 (1.4)	45.00 (170.3)	.008	.04	0.29 (131.5)	0.71 (322.0)
	4324	14424	600 (42)	15 (1.1)	70.00 (264.9)	.008	.07	0.37 (167.8)	0.89 (403.7)

Note: 1. Weights are provided for couplings with SAE standard AS4395 end fittings of equivalent tube size. 2. Use Stratoflex drawing 1000-15 to specify complete part number.

# Stratoflex Indi-Lok Couplings

## TITANIUM COUPLINGS (LOW WEIGHT 4,000 PSIG QUICK DISCONNECTS)



**TABLE OF COUPLING ENVELOPE DIMENSIONS**

Tube Size (Inches)	Nipple Basic Number	Coupler Basic Number	Dimensions in Inches (Millimeters)							Tolerance: .xx = ±.03 inch	
			A	A <sub>1</sub>	B	C	D	E	F	G	
1/4	85604	85504*	160 (40.6)	2.12 (53.8)	1.03 (26.2)	1.19 (30.2)	0.88 (22.3)	0.57 (14.5)	0.44 (11.2)	1.28 (32.5)	
3/8	85606	85506*	1.80 (45.7)	2.36 (59.9)	1.28 (32.5)	1.33 (33.8)	0.98 (24.9)	0.60 (15.2)	0.60 (15.2)	1.53 (38.9)	
1/2	85608	85508	2.00 (50.8)	2.62 (66.5)	1.46 (37.1)	1.46 (37.1)	1.10 (27.9)	0.64 (16.3)	0.75 (19.1)	1.74 (44.2)	
5/8	85610	85510	2.18 (55.4)	2.86 (72.6)	1.60 (40.6)	1.70 (43.2)	1.10 (27.9)	0.70 (17.8)	0.88 (22.4)	1.88 (47.8)	
3/4	85612	85512	2.40 (61.0)	3.11 (79.0)	1.78 (45.2)	1.85 (47.0)	1.20 (30.5)	0.74 (18.8)	1.06 (26.9)	2.06 (52.3)	
1	85616	85516	2.65 (67.3)	3.46 (87.9)	2.16 (54.9)	1.99 (50.5)	1.40 (35.6)	0.77 (19.6)	1.44 (36.6)	2.44 (62.0)	

\* Note: On 1/4 and 3/8 tube size couplers, H Max dimension is measured over lug indicators.

**TABLE OF COUPLING OPERATING CHARACTERISTICS**

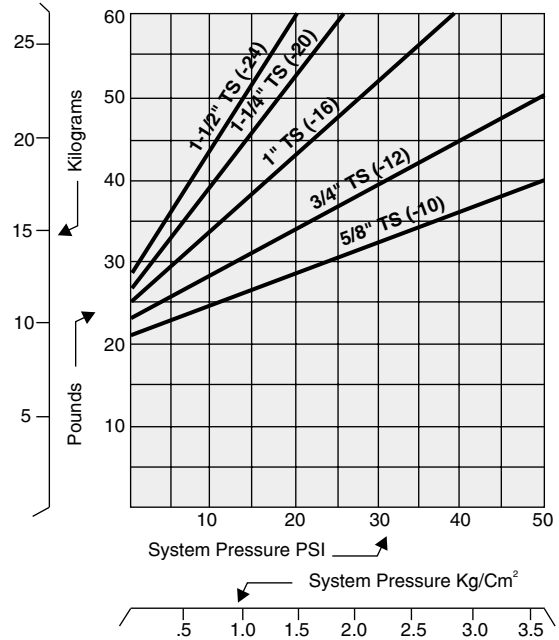
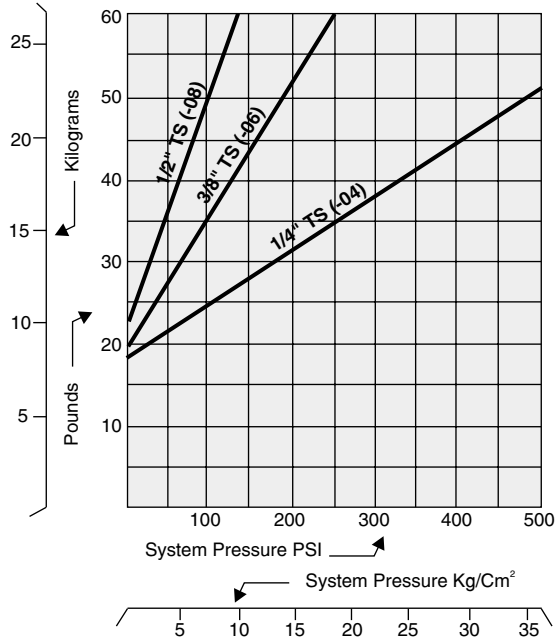
Tube Size (Inches)	Nipple Basic Number	Coupler Basic Number	Operating Pressure	Max. Pressure During Coupling	Flow Rated GPM (lpm)	Max. Fluid Loss CC	Max. Air Inclusion CC	Nipple Weight LBS (gms)	Coupler Weight LBS (gms)
			PSI (Kgms/cm <sup>2</sup> )						
1/4	85604	85504	4000 (281)	400 (28)	1.20 (4.5)	.002	.005	0.04 (18.1)	0.08 (36.3)
3/8	85606	85506	4000 (281)	200 (14)	3.50 (13.2)	.003	.005	0.06 (27.2)	0.14 (63.5)
1/2	85608	85508	4000 (281)	120 (8.4)	6.00 (22.7)	.004	.006	0.11 (49.9)	0.21 (95.2)
5/8	85610	85510	4000 (281)	100 (7)	10.50 (39.7)	.004	.008	0.18 (81.6)	0.31 (140.6)
3/4	85612	85512	4000 (281)	60 (4)	16.00 (60.5)	.004	.008	0.22 (99.8)	0.38 (172.3)
1	85616	85516	4000 (281)	30 (2)	29.00 (109.8)	.008	.01	0.37 (167.8)	0.71 (322.0)

Note: 1. Weights are for couplings halves with MIL-F-85720 dynamic beam sealing end fittings and nipple fitting which install in SAE AS 1300 ports. Information for other port styles are listed in drawing 1000.

2. Use Stratoflex drawing 1000-15 to specify complete part number.
3. Meets or exceeds the requirements of AS1709 and MIL-C-25427

# Stratoflex Indi-Lok Couplings

## COUPLING FORCE VS SYSTEM PRESSURE

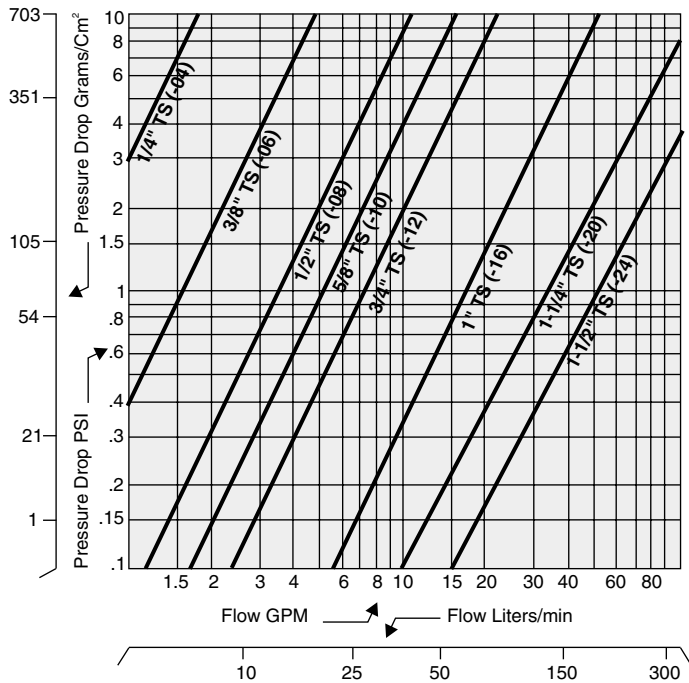


Note: Force required to uncouple the Indi-Lok coupling is approximately 40% less than the values shown above.

## FLOW DATA

THE FOLLOWING INFORMATION IS BASED ON MIL-H-83282 HYDRAULIC FLUID AT 100°F (38°C)

### PRESSURE DROP CURVE



### FLOW COEFFICIENT (Cv FACTOR)

Tube Size (Inches)	Cv Factor
1/4	.5
3/8	1.5
1/2	3.2
5/8	4.8
3/4	6.4
1	15.6
1-1/4	28.4
1-1/2	36.6

NOTE: The flow coefficient is approximate within 10%.

# Offer of Sale

The items described in this document and other documents or descriptions provided by Parker Hannifin Corporation, its subsidiaries and its authorized distributors are hereby offered for sale at prices to be established by Parker Hannifin Corporation, its subsidiaries and its authorized distributors. This offer and its acceptance by any customer ("Buyer") shall be governed by all of the following Terms and Conditions. Buyer's order for any such item, when communicated to Parker Hannifin Corporation, its subsidiary or an authorized distributor ("Seller") verbally or in writing, shall constitute acceptance of this offer.

**1. Terms and Conditions of Sale:** All descriptions, quotations, proposals, offers, acknowledgments, acceptances and sales of Seller's products are subject to and shall be governed exclusively by the terms and conditions stated herein. Buyer's acceptance of any offer to sell is limited to these terms and conditions. Any terms or conditions in addition to, or inconsistent with those stated herein, proposed by Buyer in any acceptance of an offer by Seller, are hereby objected to. No such additional, different or inconsistent terms and conditions shall become part of the contract between Buyer and Seller unless expressly accepted in writing by Seller. Seller's acceptance of any offer to purchase by Buyer is expressly conditional upon Buyer's assent to all the terms and conditions stated herein, including any terms in addition to, or inconsistent with those contained in Buyer's offer. Acceptance of Seller's products shall in all events constitute such assent.

**2. Payment:** Payment shall be made by Buyer net 30 days from the date of delivery of the items purchased hereunder. Any claims by Buyer for omissions or shortages in a shipment shall be waived unless Seller receives notice thereof within 30 days after Buyer's receipt of the shipment.

**3. Delivery:** Unless otherwise provided on the face hereof, delivery shall be made F.O.B. Seller's plant. Regardless of the method of delivery, however, risk of loss shall pass to Buyer upon Seller's delivery to a carrier. Any delivery dates shown are approximate only and Seller shall have no liability for any delays in delivery.

**4. Warranty:** Seller warrants that the items sold thereunder shall be free from defects in material or workmanship for a period of 365 days from the date of shipment to Buyer, or 2,000 hours of use, whichever expires first. **THIS WARRANTY COMPRISES THE SOLE AND ENTIRE WARRANTY PERTAINING TO ITEMS PROVIDED HEREUNDER. SELLER MAKES NO OTHER WARRANTY, GAURANTEE, OR REPRESENTATION OF ANY KIND WHATSOEVER. ALL OTHER WARRANTIES, INCLUDING BUT NOT LIMITED TO, MERCHANTABILITY AND FITNESS FOR PURPOSE, WHETHER EXPRESS, IMPLIED, OR ARISING BY OPERATION OF LAW, TRADE USAGE, OR COURSE OF DEALING ARE HEREBY DISCLAIMED.**

**NOTWITHSTANDING THE FOREGOING, THERE ARE NO WARRANTIES WHATSOEVER ON ITEMS BUILT OR ACQUIRED WHOLELY OR PARTIALLY, TO BUYER'S DESIGNS OR SPECIFICATIONS.**

**5. Limitation Of Remedy: SELLER'S LIABILITY ARISING FROM OR IN ANY WAY CONNECTED WITH THE ITEMS SOLD OR THIS CONTRACT SHALL BE LIMITED EXCLUSIVELY TO REPAIR OR REPLACEMENT OF THE ITEMS SOLD OR REFUND OF THE PURCHASE PRICE PAID BY BUYER, AT SELLER'S SOLE OPTION. IN NO EVENT SHALL SELLER BE LIABLE FOR ANY INCIDENTAL, CONSEQUENTIAL OR SPECIAL DAMAGES OF ANY KIND OR NATURE WHATSOEVER, INCLUDING BUT NOT LIMITED TO LOST PROFITS ARISING FROM OR IN ANY WAY CONNECTED WITH THIS AGREEMENT OR ITEMS SOLD HEREUNDER, WHETHER ALLEGED TO ARISE FROM BREACH OF CONTRACT, EXPRESS OR IMPLIED WARRANTY, OR IN TORT, INCLUDING WITHOUT LIMITATION, NEGLIGENCE, FAILURE TO WARN OR STRICT LIABILITY.**

**6. Changes, Reschedules and Cancellations:** Buyer may request to modify the designs or specifications for the items sold herunder as well as the quantities and delivery dates thereof, or may request to cancel all or part of this order, however, no such requested modification or cancellation shall become part of the contract between Buyer and Seller unless accepted by Seller in a written amendment to this Agreement. Acceptance of any such requested modification or cancellation shall be at Seller's discretion, and shall be upon such terms and conditions as Seller may require.

**7. Special Tooling:** A tooling charge may be imposed for any special tooling, including without limitation, dies, fixtures, molds and patterns, acquired to manufacture items sold pursuant to this contract. Such special tooling shall be and remain Seller's property notwithstanding payment of any charges by Buyer. In no event will Buyer acquire any interest in apparatus belonging to Seller which is utilized in the manufacture of the items sold hereunder, even if such apparatus has been specially converted or adapted for such manufacture and notwithstanding any charges paid by Buyer. Unless otherwise agreed, Seller shall have the right to alter, discard or otherwise dispose of any special tooling or other property in its sole discretion at any time.

**8. Buyer's Property:** Any designs, tools, patterns, materials, drawings, confidential information or equipment furnished by Buyer or any other items which become Buyer's property, may be considered obsolete and may be destroyed by Seller after two (2) consecutive years have elapsed without Buyer placing an order for the items which are manufactured using such property. Seller shall not be responsible for any loss or damage to such property while it is in Seller's possession or control.

**9. Taxes:** Unless otherwise indicated on the face hereof, all prices and charges are exclusive of excise, sales, use, property, occupational or like taxes which may be imposed by any taxing authority upon the manufacture, sale or delivery of the items sold hereunder. If any such taxes must be paid by Seller of if Seller is liable for the collection of such tax, the amount thereof shall be in addition to the amounts for the items sold. Buyer agrees to pay all such taxes or to reimburse Seller therefore upon receipt of its invoice. If Buyer claims exemption from any sales, use or other tax imposed by any taxing authority, Buyer shall save Seller harmless from and against any such tax, together with any interest or penalties thereon which may be assessed if the items are held to be taxable.

**10. Indemnity For Infringement of Intellectual Property Rights:** Seller shall have no liability for infringement of any patents, trademarks, copyrights, trade dress, trade secrets or similar rights except as provided in this Part 10. Seller will defend and indemnify Buyer against allegations of infringement of U.S. patents, U.S. trademarks, copyrights, trade dress and trade secrets (hereinafter "Intellectual Property Rights"). Seller will defend at its expense and will pay the cost of any settlement or damages awarded in an action brought against Buyer based on an allegation that an item sold pursuant to this contract infringes in the Intellectual Property Rights of a third party. Seller's obligation to defend and indemnify Buyer is contingent on Buyer notifying Seller within ten (10) days after Buyer becomes aware of such allegations of infringement, and Seller having sole control over the defense of any allegations or actions including all negotiations for settlement or compromise. If an item sold hereunder is subject to a claim that it infringes the Intellectual Property Rights of a third party, Seller may, at its sole expense and options, procure for Buyer the right to continue using said item, replace or modify said item so as to make it noninfringing, or offer to accept return of said item and return the purchase price less a reasonable allowance for depreciation. Notwithstanding the foregoing, Seller shall have no liability for claims of infringement based on information provided by Buyer, or directed to items delivered hereunder for which the designs are specified in whole or part by Buyer, or infringements resulting from the modification, combination or use in a system of any item sold hereunder. The foregoing provisions of this Part 10 shall constitute Seller's sole and exclusive liability and Buyer's sole and exclusive remedy for infringement of Intellectual Property Rights.

If a claim is based on information provided by Buyer or if the design for an item delivered hereunder is specified in whole or in part by Buyer, Buyer shall defend and indemnify Seller for all costs, expenses or judgments resulting from any claim that such item infringes any patent, trademark, copyright, trade dress, trade secret or any similar right.

**11. Force Majeure:** Seller does not assume the risk of and shall not be liable for delay or failure to perform any of Seller's obligations by reason of circumstances beyond the reasonable control of Seller (hereinafter "Events of Force Majeure"). Events of Force Majeure shall include without limitation, accidents, acts of God, strikes or labor disputes, acts, laws, rules or regulations of any government or government agency, fires, floods, delays or failures in delivery of carriers or suppliers, shortages of materials and any other cause beyond Seller's control.

**12. Entire Agreement/Governing Law:** The terms and conditions set forth herein, together with any amendments, modifications and any different terms or conditions expressly accepted by Seller in writing, shall constitute the entire Agreement concerning the items sold, and there are no oral or other representations or agreements which pertain thereto. This Agreement shall be governed in all respects by the law of the State of Ohio. No actions arising out of the sale of the items sold hereunder or this Agreement may be brought by either party more than two (2) years after the cause of action accrues.



## **Stratoflex Products Division Sales Offices**

---

### **CERTIFIED ISO 9001**

**Stratoflex Products Division  
Parker Hannifin Corporation  
220 Roberts Cut-Off Road  
Fort Worth, TX 76114 U.S.A.  
Phone: (817) 738-6543  
Fax: (817) 738-9920**

**Stratoflex Products Division,  
Couplings Business Unit  
Parker Hannifin Corporation  
3800 Calle Tecate  
Camarillo, CA 93012 U.S.A.  
Phone: (805) 484-8533  
Fax: (805) 987-8958**

**Website: [www.stratoflex.com](http://www.stratoflex.com)**

